

# **RENOLD** **Syno**™

*The 'no more lube' range*



**RENOLD**  
*Superior Chain Technology*

# Renold Syno™ Chain

## Three solutions, one aim. No more lube!

If it's an easy life you want, if lubrication causes you problems, then Renold has the answer! The Renold Syno range sets a new benchmark for chain performance with little or no lubrication. Covering both small and large pitch sizes, Renold has tailored its technology to suit your requirements with a range of four different products under the Renold Syno name.



◀ Nickel-plated

### Nickel-plated

For use in hygiene-sensitive applications or situations where contamination from lubricant is to be avoided, Renold Syno Nickel Plated chain displays all the characteristics you need from a chain. With a food industry-approved lubricant within the sintered bush, this chain will in almost all instances not need relubricating. The roller coating is also suitable for use in the food industry; a unique feature on any chain.

Available in boxed 10-foot lengths from 06B to 24B and ANSI 40 to ANSI 100, simplex and duplex with a standard pin diameter, this means that Renold Syno Nickel Plated chain is dimensionally interchangeable with standard roller chain and is even compatible with standard sprockets.

With the kind of excellent wear and fatigue resistance that you expect from a Renold chain, Syno Nickel Plated chain outlasts any competitor product promoted as low-lube or non-lube. Already tried and tested by major companies in the food sector and elsewhere, if you have to operate with minimal lubrication but can't compromise on performance, we can boost your productivity, cut your downtime and save you time and money.

- **No lubrication normally required**
- **Outside of chain totally dry-to-the-touch**
- **Nickel-plated plates**
- **Food industry-approved lubricant within the sintered bush**
- **Unique food industry-approved roller coating**
- **Dimensionally interchangeable with standard chain**
- **ISO standard pin diameter, therefore standard attachments on outer links**



◀ Syno PC chain

## Syno PC chain

Renold has added to its impressive Syno range of chain for applications where lubrication is either difficult or impractical. The latest element is the introduction of a poly-steel chain, Renold Syno PC chain, comprising a polymer inner link and stainless steel pins and outer plates.

With no metal bush or roller there is no lubricant required to facilitate metal-on-metal movement. This opens up applications where the chain could even run submerged in water if required.

This construction also means the chain is corrosion resistant, light weight and versatile. Attachments can be fitted to the outer plates if required.

- **No lubrication required**
- **Can operate in wet conditions, even submerged**
- **Lightweight construction**
- **Attachments can be added**



◀ Polymer Bush

## Polymer Bush

For higher loads and more heavy-duty applications, the Renold Syno range takes on the serious business of wear and fatigue resistance through the addition of a polymer sleeve between the pin and bush. This highly durable and wear resistant polymer – specifically developed for Renold – as well as a polymer roller that has been tested for impact resistance and load capabilities means that the chain can be operated without any lubrication. Available in 28B – 40B and ANSI 120 to 200 and ideal for applications where it is not possible or not advisable to lubricate a chain, Renold Syno Polymer Bush chain can be considered for:

- Outdoor or wash down environments
- Car assembly plants or steel mills
- Environments where lubrication may contaminate products
- Forestry, saw mills or paper mills
- Environments where lubrication may cause contaminants to stick to the chain and possibly get into bearing areas, seizing up the chain
- Textile plants
- Mixers

With a corrosion resistant surface treatment adding to the variety of applications it can cope with, Renold Syno Polymer Bush chain is a truly versatile product.

- **Totally lubrication-free chain**
- **Sizes from 28B to 40B and from ANSI 120 to 200**
- **Revolutionary polymer bush removes need for chain to be lubricated**
- **Superior corrosion resistance surface treatment**
- **Ideal for outdoor environments**
- **Heavy-duty polymer roller able to contend with high loads**
- **Attachments available**

# Renold Syno

## Ideal for all these applications



### Food

For food processing environments, cleanliness is critical; the Renold Syno range is ideal for this. Think of the ways your application could benefit.

### Bottling

Chain used in bottling applications benefits from corrosion resistance and lubrication considerations are key.

### Packaging

Packaging must be transported without contamination, think “Syno” and your problems are solved.

### Paper

The printing industry goes to great lengths to ensure their output is protected from grease and dirt. Choose Renold Syno for a clean environment.

### Textile

No stain removal required when you specify Renold Syno chain for use in textile manufacturing environments.

### Sawmills

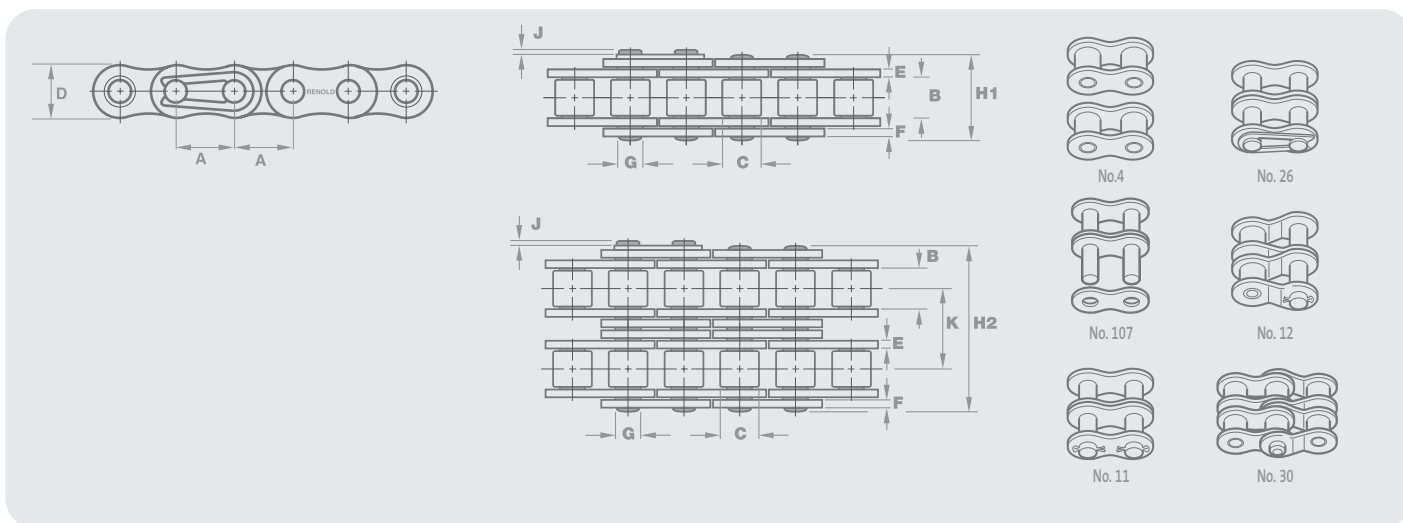
Heavy loads, dirt and grime are all to be expected in sawmills. Lubrication will attract this kind of debris causing a dramatically shortened working life. Syno Polymer Bush chain shows other chains the way!

### Car assembly

Car assembly lines are an example of the need for no lubricant contamination to vehicle panels or interiors. Syno Polymer Bush chain is lubricant-free and can take the strain without the squeaking noise made by other chain brands.

# Renold Syno® Nickel Plated

## European (BS) Standard / ISO 606 / ANSI Standard



Chain Ref.		Technical Details (mm)												Connecting Links						
Renold Chain No.	ISO Ref.	Pitch (inch)	Pitch (mm)	Inside Width	Roller Diam.	Plate Height	Plate Width Inner	Plate Width Outer	Pin Diam.	Pin Length	Conn. Link Extension	Transverse Pitch	ISO606 Tensile Strength (Newtons)	Weight kg/m	No. 4	No. 107	No. 11	No. 26	No. 12	No. 30
				MIN	MAX	MAX	MAX	MAX	MAX	MAX	MAX	NOM	MIN							

### European (BS) Standard - Simplex

		A	A	B	C	D	E	F	G	H1	J	K								
110438	06B-1	0.375	9.525	5.72	6.35	8.20	1.29	1.04	3.28	12.5	1.1	-	8900	0.40	✓	✓	-	✓	-	✓
110446	08B-1	0.500	12.700	7.75	8.51	11.70	1.81	1.55	4.45	17.0	2.0	-	17800	0.73	✓	✓	✓	✓	-	✓
110456	10B-1	0.625	15.875	9.65	10.16	14.60	2.04	1.55	5.08	19.6	1.4	-	22200	1.01	✓	✓	✓	✓	-	✓
110466	12B-1	0.750	19.050	11.68	12.07	16.00	2.42	1.81	5.72	23.6	2.5	-	28900	1.30	✓	✓	✓	✓	-	✓
110488	16B-1	1.000	25.400	17.02	15.88	20.20	3.76	3.06	8.27	35.0	3.0	-	60000	2.72	✓	✓	✓	✓	✓	✓
110506	20B-1	1.250	31.750	19.56	19.05	25.30	4.46	4.16	10.17	41.4	2.1	-	95000	3.75	✓	✓	✓	✓	✓	✓
110527	24B-1	1.500	38.100	25.40	25.40	33.40	6.08	4.88	14.63	52.6	5.1	-	160000	7.35	✓	✓	✓	-	✓	✓

### European (BS) Standard - Duplex

		A	A	B	C	D	E	F	G	H2	J	K								
114438	06B-2	0.375	9.525	5.72	6.35	8.20	1.29	1.04	3.28	23.0	1.1	10.24	16900	0.76	✓	✓	-	✓	-	✓
114446	08B-2	0.500	12.700	7.75	8.51	11.70	1.81	1.55	4.45	30.9	2.0	13.92	31100	1.40	✓	✓	✓	✓	-	✓
114456	10B-2	0.625	15.875	9.65	10.16	14.60	2.04	1.55	5.08	36.2	1.4	16.59	44500	1.93	✓	✓	✓	✓	-	✓
114466	12B-2	0.750	19.050	11.68	12.07	16.00	2.42	1.81	5.72	43.1	2.5	19.46	57800	2.47	✓	✓	✓	✓	-	✓
114488	16B-2	1.000	25.400	17.02	15.88	20.20	3.76	3.06	8.27	66.8	3.0	31.88	106000	5.40	✓	✓	✓	✓	✓	✓
114506	20B-2	1.250	31.750	19.56	19.05	25.30	4.46	4.16	10.17	77.8	2.1	36.45	170000	7.06	✓	✓	✓	✓	✓	✓
114527	24B-2	1.500	38.100	25.40	25.40	33.40	6.08	4.88	14.63	101.0	5.0	48.36	280000	14.70	✓	✓	✓	-	✓	✓

### ANSI Standard - Simplex

		A	A	B	C	D	E	F	G	H1	J	K								
119443	40-1	0.500	12.700	7.85	7.92	11.70	1.76	1.55	3.97	16.9	2.0	-	13900	0.67	✓	✓	✓	✓	-	✓
119453	50-1	0.625	15.875	9.40	10.16	14.60	2.42	2.04	5.08	21.1	2.5	-	21800	1.12	✓	✓	✓	✓	-	✓
119463	60-1	0.750	19.050	12.57	11.91	17.50	3.23	2.45	5.95	27.0	2.5	-	31300	1.73	✓	✓	✓	✓	-	✓
119483	80-1	1.000	25.400	15.75	15.88	23.00	4.06	3.06	7.92	33.7	3.1	-	55600	2.90	✓	✓	✓	✓	✓	✓
119503	100-1	1.250	31.750	18.90	19.05	25.30	4.46	4.16	9.53	40.6	3.5	-	87000	3.61	✓	✓	✓	-	✓	✓

### ANSI Standard - Duplex

		A	A	B	C	D	E	F	G	H2	J	K								
115443	40-2	0.500	12.700	7.85	7.92	11.70	1.76	1.55	3.97	31.3	2.0	14.38	27800	1.30	✓	✓	✓	✓	-	✓
115453	50-2	0.625	15.875	9.40	10.16	14.60	2.42	2.04	5.08	39.2	2.5	18.11	43600	2.11	✓	✓	✓	✓	-	✓
115463	60-2	0.750	19.050	12.57	11.91	17.50	3.23	2.45	5.95	49.8	2.5	22.78	62600	3.46	✓	✓	✓	✓	-	✓
115483	80-2	1.000	25.400	15.75	15.88	23.00	4.06	3.06	7.92	63.0	3.1	29.29	111200	5.60	✓	✓	✓	✓	✓	✓
115503	100-2	1.250	31.750	18.90	19.05	25.30	4.46	4.16	9.53	76.4	3.5	35.76	174000	6.95	✓	✓	✓	-	✓	✓

Renold Chain products that are dimensionally in line with the ISO standard far exceed the stated ISO minimum tensile strength requirements. However Renold does not consider breaking load to be a key indicator of performance because it ignores the principal factors of wear and fatigue. In these areas, Renold products are designed to produce the best possible results and independent testing proves this. In this catalogue, where the ISO breaking load is quoted, it should be noted that we are stating that the Renold product conforms to the ISO minimum standard. Independent test results show that the minimum (many companies quote averages) breaking loads are far in excess of the ISO minimum. Where the quoted breaking load is not described as being the ISO minimum, the product has no relevant ISO standard. In this case, the breaking loads quoted are the minimum guaranteed. Triplex versions are available on request.

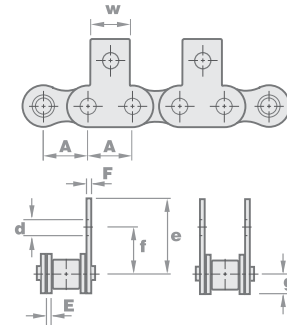
# Renold Syno

## Nickel Plated (BS) Attachments

### BS Standard M1 attachments (outer plates only)

Dimensions (mm)

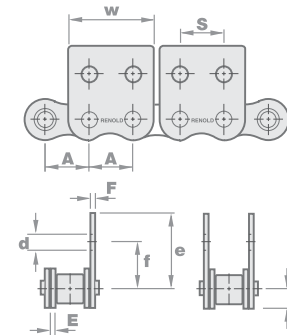
ISO No.	Pitch (inch)	Pitch (mm)			(max)				
	A	A	E	F	d	e	f	g	w
06B-1	0.375	9.525	1.290	1.040	3.500	14.500	10.100	4.000	8.000
08B-1	0.500	12.700	1.810	1.550	4.500	20.800	13.000	5.800	11.000
10B-1	0.625	15.875	2.040	1.550	5.500	24.900	16.500	6.800	14.000
12B-1	0.750	19.050	2.420	1.810	6.800	28.200	21.000	8.100	18.000
16B-1	1.000	25.400	3.760	3.060	6.800	39.700	23.000	10.000	24.000



### BS Standard M2 attachments (outer plates only)

Dimensions (mm)

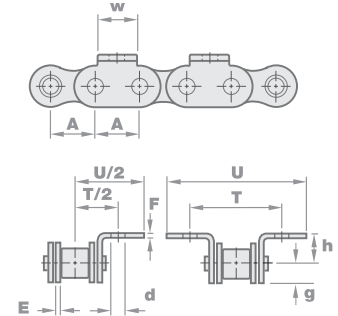
ISO No.	Pitch (inch)	Pitch (mm)				(max)				
	A	A	E	F	S	d	e	f	g	w
06B-1	0.375	9.525	1.290	1.040	9.500	3.500	14.500	10.100	4.000	17.600
08B-1	0.500	12.700	1.810	1.550	12.700	4.500	20.800	13.000	5.800	24.400
10B-1	0.625	15.875	2.040	1.550	15.800	5.500	24.900	16.500	6.800	29.900
12B-1	0.750	19.050	2.420	1.810	19.000	6.800	28.200	21.000	8.100	35.400
16B-1	1.000	25.400	3.760	3.060	25.400	6.800	39.700	23.000	10.000	46.200



### BS Standard K1 attachments (outer plates only)

Dimensions (mm)

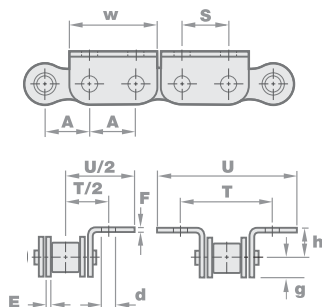
ISO No.	Pitch (inch)	Pitch (mm)				(max)	(max)			
	A	A	E	F	T	U	d	g	h	w
06B-1	0.375	9.525	1.290	1.040	19.600	28.600	3.500	4.000	6.700	8.000
08B-1	0.500	12.700	1.810	1.550	25.900	42.000	4.500	5.800	8.900	11.000
10B-1	0.625	15.875	2.040	1.550	32.700	49.900	5.500	6.800	10.300	14.000
12B-1	0.750	19.050	2.420	1.810	39.800	54.400	6.800	8.100	13.500	18.000
16B-1	1.000	25.400	3.760	3.060	50.800	85.600	6.800	10.000	15.900	24.000



### BS standard K2 attachments (outer plates only)

Dimensions (mm)

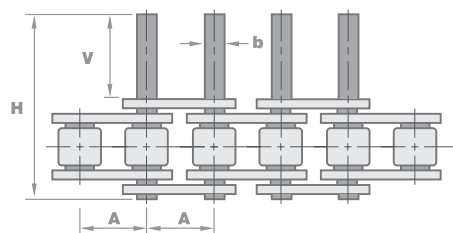
ISO No.	Pitch (inch)	Pitch (mm)					(max)	(max)			
	A	A	E	F	S	T	U	d	g	h	w
06B-1	0.375	9.525	1.290	1.040	9.500	19.600	28.600	3.500	4.000	6.700	17.600
08B-1	0.500	12.700	1.810	1.550	12.700	25.900	42.000	4.500	5.800	8.900	24.400
10B-1	0.625	15.875	2.040	1.550	15.800	32.700	49.900	5.500	6.800	10.300	29.900
12B-1	0.750	19.050	2.420	1.810	19.000	39.800	54.400	6.800	8.100	13.500	35.400
16B-1	1.000	25.400	3.760	3.060	25.400	50.800	85.600	6.800	10.000	15.900	46.200



### BS Standard Extended Bearing Pins - Type D

Dimensions (mm)

ISO No.	Pitch (inch)	Pitch (mm)	Pin Diameter	Extension Length Max.	Pin Length Max.
	A	A	B	V	H
06B-1	0.375	9.525	3.280	11.300	23.000
08B-1	0.500	12.700	4.450	14.800	30.900
10B-1	0.625	15.875	5.080	17.600	36.200
12B-1	0.750	19.050	5.720	20.700	43.100
16B-1	1.000	25.400	8.270	33.300	66.800

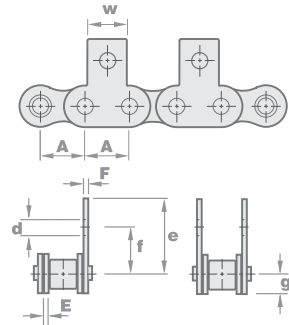


# Renold Syno Nickel Plated (ANSI) Attachments

## ANSI standard M1 attachments (outer plates only)

Dimensions (mm)

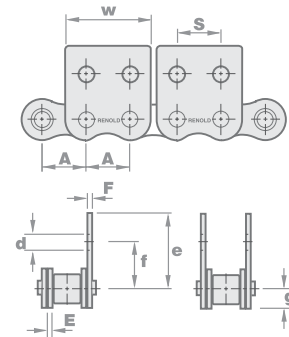
ANSI No.	Pitch (inch)	Pitch (mm)			(max)				
	A	A	E	F	d	e	f	g	w
40	0.500	12.700	1.810	1.550	3.500	17.500	12.700	5.500	9.500
50	0.625	15.875	2.420	2.040	5.500	24.600	15.900	7.150	12.700
60	0.750	19.050	3.230	2.450	5.500	26.000	18.300	8.600	15.900
80	1.000	25.400	4.060	3.060	6.800	39.700	24.600	10.250	24.000



## ANSI standard M2 attachments (outer plates only)

Dimensions (mm)

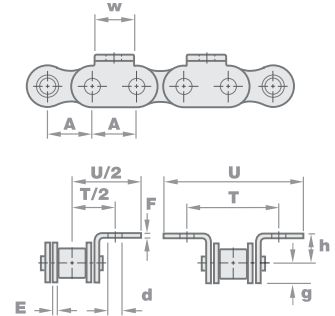
ANSI No.	Pitch (inch)	Pitch (mm)			(max)					
	A	A	E	F	S	d	e	f	g	w
40	0.500	12.700	1.810	1.550	12.700	3.500	17.500	12.700	5.500	24.000
50	0.625	15.875	2.420	2.040	15.800	5.500	24.600	15.900	7.150	29.900
60	0.750	19.050	3.230	2.450	19.000	5.500	27.700	18.300	8.600	35.600
80	1.000	25.400	4.060	3.060	25.400	6.800	39.700	24.600	10.250	46.200



## Renold standard K1 attachments (outer plates only)

Dimensions (mm)

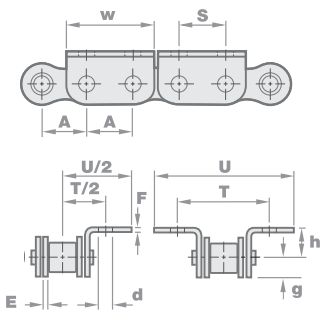
ANSI No.	Pitch (inch)	Pitch (mm)				(max)	(max)			
	A	A	E	F	T	U	d	g	h	w
40	0.500	12.700	1.810	1.550	26.000	36.400	3.500	5.500	7.900	9.500
50	0.625	15.875	2.420	2.040	32.800	50.800	5.500	7.150	10.300	12.700
60	0.750	19.050	3.230	2.450	39.800	59.700	5.500	8.600	11.900	15.900
80	1.000	25.400	4.060	3.060	52.500	84.300	6.800	10.250	15.900	24.000



## Renold standard K2 attachments (outer plates only)

Dimensions (mm)

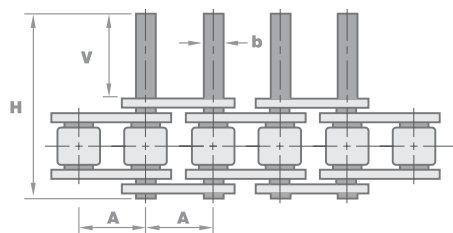
ANSI No.	Pitch (inch)	Pitch (mm)					(max)	(max)			
	A	A	E	F	S	T	U	d	g	h	w
40	0.500	12.700	1.810	1.550	12.700	26.000	36.400	3.500	5.500	7.900	24.000
50	0.625	15.875	2.420	2.040	15.800	32.800	50.800	5.500	7.150	10.300	29.900
60	0.750	19.050	3.230	2.450	19.000	39.800	59.700	5.500	8.600	11.900	35.600
80	1.000	25.400	4.060	3.060	25.400	52.500	84.300	6.800	10.250	15.900	46.200



## Renold standard Extended Bearing Pins - Type D

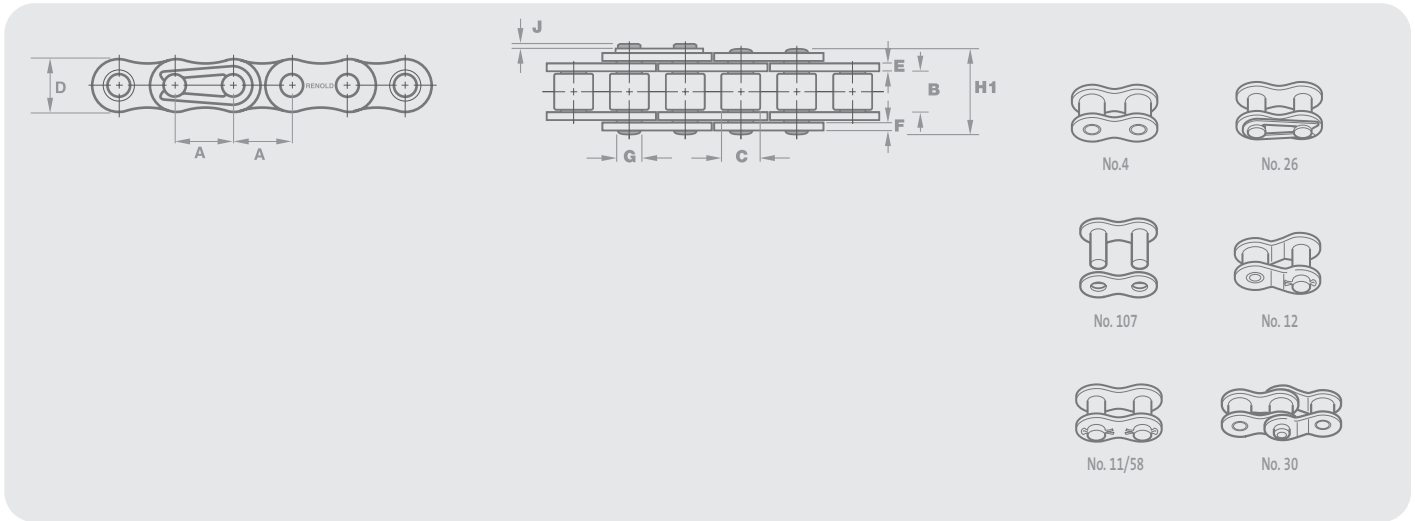
Dimensions (mm)

ANSI No.	Pitch (inch)	Pitch (mm)	Pin Diameter	Extension Length Max.	Pin Length Max.
	A	A	B	V	H
40	0.500	12.700	3.970	15.200	31.300
50	0.625	15.875	5.080	19.000	39.200
60	0.750	19.050	5.950	24.000	49.800
80	1.000	25.400	7.920	30.800	63.000



# Renold Syno® PC

European (BS) Standard / ISO 606 / ANSI Standard



Chain Ref.		Technical Details (mm)												Connecting Links						
Renold Chain No.	ISO Ref.	Pitch (inch)	Pitch (mm)	Inside Width	Roller Diam.	Plate Height	Plate Width Inner	Plate Width Outer	Pin Diam.	Pin Length	Conn. Link Extension	Transverse Pitch	ISO606 Tensile Strength (Newtons)	Weight kg/m	No. 4	No. 107	No. 11	No. 26	No. 12	No. 30
				MIN	MAX	MAX	MAX	MAX	MAX	MAX	MAX	NOM	MIN							

## European (BS) Standard - Simplex

		A	A	B	C	D	E	F	G	H1	J	K								
1215359	06B-1	0.375	9.525	5.72	6.35	8.20	1.30	1.04	3.28	12.5	-	-	800	0.22	✓	✓	-	✓	✓	-
1215360	08B-1	0.500	12.700	7.75	8.51	11.50	1.80	1.55	4.45	16.5	-	-	1600	0.38	✓	✓	✓	✓	-	-

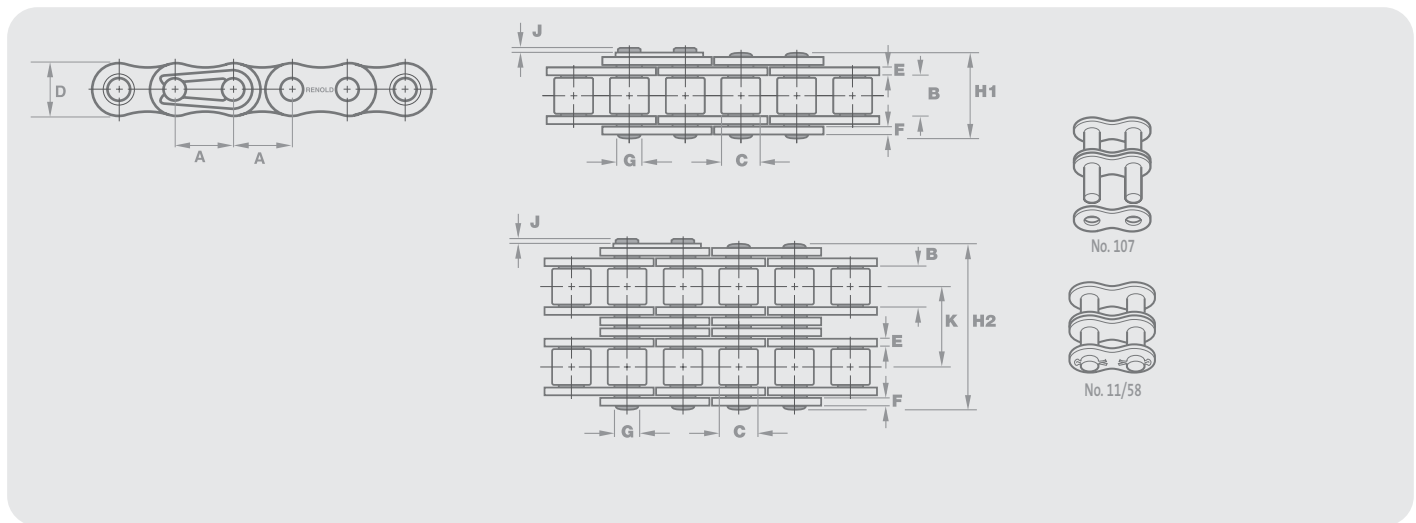
ANSI sizes available on request

Renold Chain products that are dimensionally in line with the ISO standard far exceed the stated ISO minimum tensile strength requirements. However Renold does not consider breaking load to be a key indicator of performance because it ignores the principal factors of wear and fatigue. In these areas, Renold products are designed to produce the best possible results and independent testing proves this. In this catalogue, where the ISO breaking load is quoted, it should be noted that we are stating that the Renold product conforms to the ISO minimum standard. Independent test results show that the minimum (many companies quote averages) breaking loads are far in excess of the ISO minimum. Where the quoted breaking load is not described as being the ISO minimum, the product has no relevant ISO standard. In this case, the breaking loads quoted are the minimum guaranteed. Triplex versions are available on request.



# Renold Syno® Polymer Bush

## European (BS) Standard / ISO 606 / ANSI Standard



Chain Ref.		Technical Details (mm)											Conn. Links				
Renold Chain No.	ISO Ref.	Pitch (inch)	Pitch (mm)	Inside Width	Roller Diam.	Plate Height	Plate Width Inner	Plate Width Outer	Pin Diam.	Pin Length	Conn. Link Extension	Transverse Pitch	ISO606 Tensile Strength (Newtons)	Weight kg/m	No. 107	No. 11	No. 58
				MIN	MAX	MAX	MAX	MAX	MAX	MAX	MAX	NOM	MIN				

### European (BS) Standard - Simplex

		A	A	B	C	D	E	F	G	H1	J	K					
520147	28B-1	1.75	44.45	30.99	27.94	37.08	7.62	6.35	12.71	64.2	6.8	-	200000	8.1	✓	✓	-
520166	32B-1	2.00	50.80	30.99	29.21	42.29	7.11	6.35	14.29	63.4	8.0	-	250000	10.1	✓	✓	-
520206	40B-1	2.25	63.50	39.30	39.37	52.96	8.13	8.13	19.85	78.2	9.5	-	355000	14.3	✓	✓	-

### European (BS) Standard - Duplex

		A	A	B	C	D	E	F	G	H2	J	K					
524147	28B-2	1.75	44.45	30.99	27.94	37.08	7.62	6.35	12.71	123.7	6.8	59.56	360000	15.9	✓	✓	-
524166	32B-2	2.00	50.80	30.99	29.21	42.29	7.11	6.35	14.29	122.0	8.0	58.55	450000	17.1	✓	✓	-
524206	40B-2	2.25	63.50	39.30	39.37	52.96	8.13	8.13	19.85	150.5	9.5	72.29	694000	27.1	✓	✓	-

### ANSI Standard - Simplex

		A	A	B	C	D	E	F	G	H1	J	K					
529123	120-1	1.50	38.10	25.50	22.23	36.20	4.80	4.80	11.11	49.3	5.3	-	125000	5.2	✓	✓	✓
529143	140-1	1.75	44.45	25.73	25.40	42.23	5.61	5.61	12.71	52.9	5.2	-	170000	6.8	✓	✓	✓
529163	160-1	2.00	50.80	31.55	28.58	48.26	6.35	6.35	14.29	63.1	6.5	-	223000	8.9	✓	✓	✓
529203	200-1	2.50	63.50	38.00	39.67	60.33	8.13	8.13	19.85	76.9	9.0	-	347000	14.6	✓	✓	✓

### ANSI Standard - Duplex

		A	A	B	C	D	E	F	G	H2	J	K					
525123	120-2	1.50	38.10	25.23	22.23	36.20	4.80	4.80	11.11	94.7	5.3	45.44	250000	10.3	✓	✓	✓
525143	140-2	1.75	44.45	25.23	25.40	42.23	5.61	5.61	12.71	101.8	5.2	48.87	340000	13.9	✓	✓	✓
525163	160-2	2.00	50.80	31.55	28.58	48.26	6.35	6.35	14.29	121.6	6.5	58.55	446000	17.6	✓	✓	✓
525203	200-2	2.50	63.50	37.85	39.67	60.33	8.13	8.13	19.85	148.5	9.0	71.55	694000	28.9	✓	✓	✓

Renold Chain products that are dimensionally in line with the ISO standard far exceed the stated ISO minimum tensile strength requirements. However Renold does not consider breaking load to be a key indicator of performance because it ignores the principal factors of wear and fatigue. In these areas, Renold products are designed to produce the best possible results and independent testing proves this. In this catalogue, where the ISO breaking load is quoted, it should be noted that we are stating that the Renold product conforms to the ISO minimum standard. Independent test results show that the minimum (many companies quote averages) breaking loads are far in excess of the ISO minimum. Where the quoted breaking load is not described as being the ISO minimum, the product has no relevant ISO standard. In this case, the breaking loads quoted are the minimum guaranteed.

# Renold Syno

## Double Pitch Chain

### Double Pitch Chain - Simplex

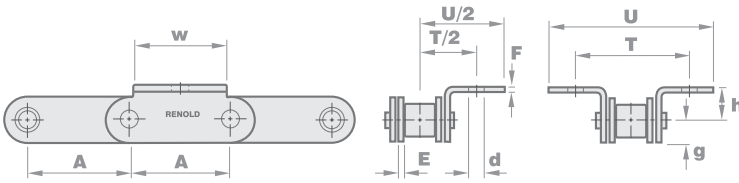
Dimensions (mm)

Connecting links

Renold Chain No.	ANSI No.	Pitch (inch)	Pitch (mm)	Inside Width Min.	Roller Diam. Max.	Plate Height Max.	Inner Plate Thickness Max.	Outer Plate Thickness Max.	Pin Diam. Max.	Pin Length Max.	Conn Link Extension Max.	Transverse Pitch Nom	Tensile Strength Min.	Mass kg/m	No. 4	No. 107	No. 26	No. 11	No. 12	No. 30
		A	A	B	C	D	E	F	G	H1	J	K	(N)†							
113440	C2040	1.000	25.400	7.850	7.920	11.800	1.550	1.550	3.970	16.400	1.900	-	14100	0.490	✓	✓	✓	✓	✓	✓
113450	C2050	1.250	31.750	9.400	10.160	15.000	2.040	2.040	5.080	20.400	2.500	-	22200	0.840	✓	✓	✓	✓	✓	✓
113460	C2060	1.500	38.100	12.570	11.910	17.800	3.230	3.230	5.950	28.600	2.500	-	31800	1.500	✓	✓	✓	✓	✓	✓
113480	C2080	2.000	50.800	15.750	15.880	22.600	4.050	4.050	7.930	35.800	3.100	-	56700	2.400	✓	✓	-	✓	✓	✓

# Renold Syno

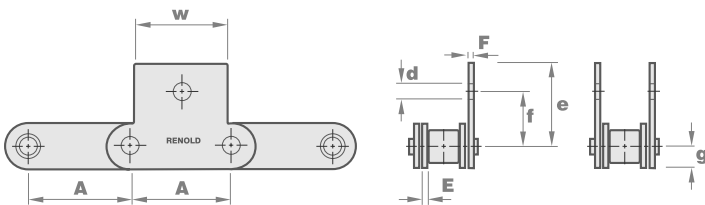
## ANSI Attachments



### ANSI Double Pitch K1 attachments

Dimensions (mm)

		A	A	E	F	T	U	d	g	h	w
113040	C2040	1.000	25.400	1.550	1.550	25.400	40.600	3.500	5.750	9.100	23.800
113050	C2050	1.250	31.750	2.040	2.040	31.800	48.900	5.500	7.400	11.100	25.400
113560	C2060	1.500	38.100	3.230	3.230	42.800	61.600	5.500	8.800	14.700	28.600
113480	C2080	2.000	50.800	4.050	4.050	55.600	80.000	6.800	10.300	19.100	40.000



### ANSI Double Pitch M1 attachments

Dimensions (mm)

		A	A	E	F	d	e	f	g	w
113040	C2040	1.000	25.400	1.550	1.550	3.500	20.900	11.100	5.750	23.800
113050	C2050	1.250	31.750	2.040	2.040	5.500	24.900	14.300	7.400	25.400
113560	C2060	1.500	38.100	3.230	3.230	5.500	30.200	19.000	8.800	28.600
113480	C2080	2.000	50.800	4.050	4.050	6.800	40.000	22.200	10.300	40.000



**Australia****Melbourne (Victoria)**

Tel: + 61 (0) 3 9262 3333  
Fax: + 61 (0) 3 9561 8561  
e-mail: melsmg@renold.com.au

*also at: Sydney, Brisbane, Adelaide, Perth,  
Newcastle, Wollongong, Townsville*

**Austria****Vienna**

Tel: + 43 (0) 1 330 3484  
Fax: + 43 (0) 1 330 3484-5  
e-mail: office@renold.at

*also at: Budapest (Hungary),  
Zlin (Czech Republic)*

**Belgium****Brussels**

Tel: + 32 (0) 2 201 1262  
Fax: + 32 (0) 2 203 2210  
e-mail: info@renold.be

**Canada****Brantford (Ontario)**

Tel: + 1 519 756 6118  
Fax: + 1 519 756 1767  
e-mail: inquiry@renoldcanada.com

*also at: Montreal*

**China****Shanghai**

Tel: + 21 5046 2696  
Fax: + 21 5046 2695  
e-mail: sales@renold.cn

**France****Seclin**

Tel: + 33 (0) 320 16 29 29  
Fax: + 33 (0) 320 16 29 00  
e-mail: contact@brampton-renold.com

**Germany****Einbeck**

Tel: + 49 (0) 5562 810  
Fax: + 49 (0) 5562 81130  
e-mail: info@renold.de

*also at: Düsseldorf*

**Malaysia****Selangor Darul Ehsan**

Tel: + 60 3-5122 7880  
Fax: + 60 3-5122 7881  
e-mail: sales@renoldmalaysia.com

*also at: Johor Bharu, Ipoh, Penang*

**Netherlands****Amsterdam**

Tel: + 31 (0)20 6146661  
Fax: + 31 (0)20 6146391  
e-mail: info@renold.nl

**New Zealand****Auckland**

Tel: + 64 9828 5018  
Fax: + 64 9828 5019  
e-mail: aksales@renold.co.nz

*also at: Christchurch*

**Philippines****Paranaque City**

Tel: + 63 2 829 6086  
Fax: + 63 2 826 5211

**Poland****c/o Einbeck (Germany)**

Tel: + 48 663 842 487

**Russia****Moscow**

Tel: + 7 495 645 2250  
Fax: + 7 495 645 2251  
e-mail: info@renold.ru

**Scandinavia****Hvidovre (Copenhagen)**

Tel: + 45 43 45 26 11  
Fax: + 45 43 45 65 92  
e-mail: infor@renold.com

**Singapore**

Tel: + 65 6760 2422  
Fax: + 65 6760 1507  
e-mail: sales@renold.sg

**South Africa****Benoni (Johannesburg)**

Tel: + 27 11 747 9500  
Fax: + 27 11 747 9505  
e-mail: sales@renold.co.za

*also at: Richards Bay,  
Port Elizabeth, Cape Town*

**Spain****Gavá (Barcelona)**

Tel: + 34 93 638 9641  
Fax: + 34 93 638 0737  
e-mail: spain@renold.com

**Switzerland****Dübendorf (Zürich)**

Tel: + 41 (0) 44 824 8484  
Fax: + 41 (0) 44 824 8411  
e-mail: duebendorf@renold.com

*also at: Crissier (Lausanne)*

**UK****Burton upon Trent**

Tel: + 44 (0) 1283 512940  
Fax: + 44 (0) 1283 512628  
e-mail: ukchain@renold.com

**USA****Morristown TN**

Tel: + 1 800 251 9012  
Fax: + 1 423 581 2399  
e-mail: sales@renoldjeffrey.com

*For other country distributors please consult  
www.renold.com.*

*Whilst all reasonable care is taken in compiling  
the information contained in this brochure, no  
responsibility is accepted for printing errors.*

*All information contained in this brochure is  
subject to change after the date of publication.*

© Renold Power Transmission 2008.

Ref: REN33 / ENG / 06.08

**RENOLD**  
Superior Chain Technology